

## E-STeaM ES series

The E-STeaM is a modular high volume steam/air fixation unit with integrated steam generator for the fixation of textile dyes.

With temperatures between 100 and 180°C and dwell times from 2 to 30 minutes, the E-STeaM is suitable for all textile dyes. The E-STeaM allows ageing with saturated steam conditions, with temperatures in the range 100 - 105°C, is also suitable for high temperature fixation of disperse dyes at 165 - 180°C and can furthermore be used for hot air fixation of pigment dyes.

The huge forced steam circulation combined with the PLC controlled heating and cooling capabilities, guarantee that the selected temperature is achieved throughout the entire steam chamber with an accuracy of a few tenths of a degree, resulting in an all-over equal and reproducible colour. Regeneration of steam during the forced circulation ensures a low fresh steam consumption.

The maintenance-free chains drive all rollers thus a tensionless fabric transport is guaranteed. In addition to that a fabric bar can be attached to the chain which greatly simplifies the feed-in handling of cloth into the E-STeaM.

The PLC enables the unit to be started at a predetermined time. During production stops the unit is switched to a standby level thereby decreasing the used energy automatically. The unit can also be programmed to be left running unattended and to switch off after production has finished.

The E-STeaM series consists of a basic module, the ES-B36, with a content of 36 meters and a modular extension unit, the ES-U36. This modularity enables flexible configuration, e.g. 2 units to create a content of 72 meters. The E-STeaM series is also available with a content of 18 meters, the ES-B18, which is upgradable to an ES-B36 within the same machine configuration.

The roll infeed and discharge frame units are modular units and can be selected from roll-to-roll, lorry to lorry, batch winder or a combination of these. The optional ascending batch winder for higher roll capacity is offered with an automatic transverse substrate correction and cloth-side detection for perfect straight rolls.

The E-STeaM series is available in a 1.85, 2.50 and 3.40 meter width and is made of 304 and 316 stainless steel. All necessary components are integrated in the E-STeaM.


The E-STeaM is  marked.



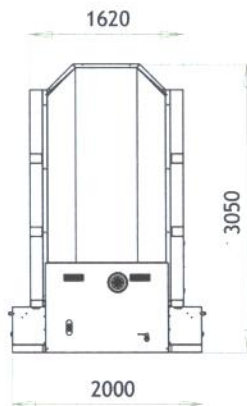
- roll-to-roll high volume production steamer
- no leaders for feed-in / feed-out
- all types of textile dyes
- low fresh steam consumption
- reproducible and uniform results
- excellent colour yields
- user friendly PLC-control
- easy to maintain
- free configuration, e.g. 18, 36, 72, 108 m content or more
- upgradable with ES-U units
- available in a 1.85, 2.50 and 3.40 meter width
- stainless steel 304 and 316

options:

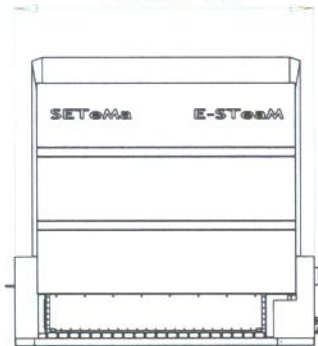
- ascending batch winder
- transverse substrate correction with cloth side detection
- scroll rollers for e.g. knitwear
- infeed / discharge frame for working from / to lorry
- water softener
- external steamnet connection
- custom power / frequency



## E-SteAM ES-B and ES-U technical specifications



ES-1850: 3160  
ES-2500: 3810  
ES-3400: 4710



Type, capacity	B18	B36	U36		
Fabric length inside steam chamber	18	36	36	[m]	
Production capacity	2 min fixation process	540	1080 + 1080	[m/h]	
		10 min fixation process	108	216 + 216	[m/h]
			36	72 + 72	[m/h]
Forced circulation	variable up to 3000			[m <sup>3</sup> /h]	

Temperature range	steamtemperature	100 - 180	[°C]
	airtemperature	50 - 180	[°C]

Type, width	1850	2500	3400	
Volume steam chamber	6.00	7.70	10.00	[m <sup>3</sup> ]
Fabric	maximum width			[m]
Fabric roll	maximum weight			60 [kg]
	maximum diameter			0.55 [m]
Dwell time	2 - 30			[min]
Steam generator	22			[kW]
Steam/air heating	selectable 18 - 27			[kW]
Slit heating	0.60	0.80	1.10	[kW]
Steam cooling	5			[kW]
Weights	module ES-B			± 1300 ± 1500 ± 1750 [kg]
	module ES-U			± 1100 ± 1250 ± 1450 [kg]
	infeed / discharge interface			± 60 ± 75 ± 95 [kg]
	operator console			95 [kg]

Required Connections	power voltage	N + 3 x 230/400	[VAC]
	power current	63 + 16	[A]
	water	30	[l/h]
	water pressure	0.5-6	[bar]
	steam/air exhaust	450	[m <sup>3</sup> /h]
	condensate wastewater	2.5	[l/h]



### Marketing & Sales:

#### 2-some